



Moving On to Post-16



Transition from Year 11

After leaving The Pines at the end of Year 11 there are lots of options that you can choose from and you will have support to help you make the right choice.

Transition Timeline

At the beginning of Year 10 you will be invited to a careers meeting with an independent careers advisor from Birmingham Careers Service.

Soon after this meeting a Careers Plan will be written for your child which will provide an action plan for your child about exploring and organising their Post-16 placement.

The school will support you to explore Post-16 provision and will provide regular information about college and 6th form open days etc.

During Year 10 we will hold an EHCP review which we can discuss Post-16 transition and offer support and advice.

Towards the end of Year 10, SENAR will provide you with a Post-16 preference form.

At the beginning of Year 11 we will hold an EHCP review to discuss and record your Post-16 preferences.


Post-16 destinations will be confirmed by SENAR in the Spring Term of Year 11.

After the EHCP review, we will offer tailored support to help transition. This could include interview preparation, facilitating visits etc.



Apprenticeship

Mainstream FE College



Post-16 Options

Specialist 6th Form

Specialist College

Independent Specialist College



Post-16 Options

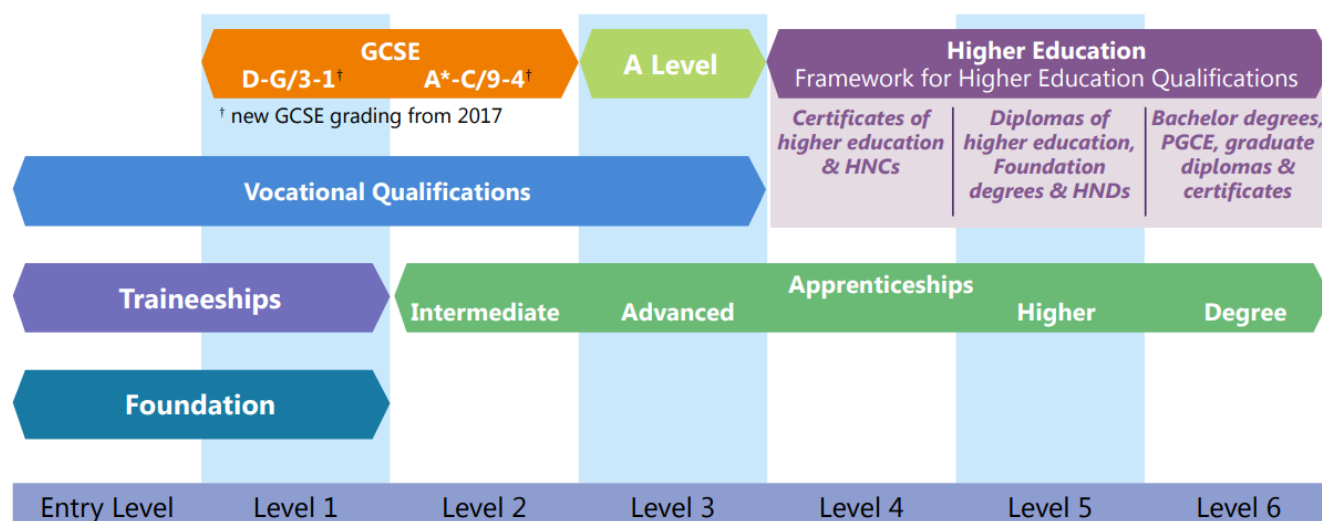
A list of the provision across Birmingham will be sent out to you at the start of Year 10. A copy can be found on the Birmingham Council Website.

https://www.birmingham.gov.uk/downloads/download/2822/post_16_2020_provisions_directory

Your child will have support from Birmingham Careers Service at the start of Year 10. They will provide independent advice and write an action plan to help you explore potential suitable pathways and provision for your child.



The Different Pathways



Foundation learning in a mainstream or specialist setting.

This is an individual programme, to help focus on specific needs, e.g. personal and social skills, confidence building, reading, writing and numeracy. Programmes include vocational learning and the length of the programme depends on the individual needs, aims and goals of the young adult. **Entry requirements: None.**

Further education at a mainstream or specialist school or college.

This route leads to working toward qualifications such as vocational/general qualifications (Entry Level, Level 1-2), Applied General Qualification (including Level 1-3 BTECs and other Diplomas) or Level 3 qualifications such as AS, A levels or T Levels. **Entry Requirements: For Entry Level to Level 1 courses – None. For Level 2 Qualifications – minimum of maths and English GCSE Grade 3. For Level 3 qualifications a minimum of 5 GCSEs including maths and English.**

Vocational Qualifications

These are practical, work-related qualifications like BTECs or NVQs designed to develop the skills and knowledge to do a particular job effectively. These could be gained at college, while working, or during an apprenticeship.

Traineeship

This is a programme ranging from 6 weeks to a maximum of 1 year of work experience. English and mathematics and general skills for employability and life will also be taught. It is aimed at young people who have not achieved English or mathematics GCSE grade 4-9 or Functional Skills Level 2 in Year 11 and who, with additional short-term development and support, could move into an apprenticeship or start another type of vocational course.

Apprenticeship

This is a contracted, paid job with training. Apprentices are usually employed on a full-time contract (30 hours or more per week) over 12-24 months. Apprentices create a portfolio of evidence and complete an end point assessment of examinations, professional discussions and/or submissions of project evidence. After 12 months of employment, all apprentices must be paid at least national minimum wage for their age. The apprenticeship route often leads to further progression in employment, to university, or to a higher or degree apprenticeship.

GCSE Comparison Chart

Current GCSE Grades	GCSE Fine Grades	GCSE 9-1 Grades	BTEC Grades
A*	A*+ A* A*-	9	D*
		8	
A	A+ A A-	7	D
B	B+ B B-	6	M
		5	
C	C+ C C-	4	P
		3	
D	D+ D D-	2	L1
E	E+ E E-	1	
F	F+ F F-	0	U
G	G+ G G-		
U	U	0	U

Pathways

	Academic	Vocational	Work-based Learning
Entry levels 1-3			
1	GCSE	BTEC	Traineeship / NVQ Level 1
2	GCSE	BTEC	Intermediate Apprenticeship / NVQ Level 2
3	A Level	BTEC / T Levels	Advanced Apprenticeship / NVQ Level 3
4	Honours Degree (Year 1)	Higher National Certificate (HNC) / BTEC Higher	Higher Apprenticeship / NVQ Level 4
5	Honours Degree (Year 2)	Higher National Diploma (HND) / BTEC Higher	Degree Apprenticeship / NVQ Level 5
6	Honours Degree (Year 3)	BTEC Professional	Degree Apprenticeship / NVQ Level 6
7	Master's degree	BTEC Professional	Degree Apprenticeship / NVQ Level 7
8	Doctorate (PHD)	BTEC Professional	NVQ Level 8

Potential Pathways for SEND students who will not achieve GCSE qualifications.

Pathway	Description	Length of Time	Assessment	Level of Study	Entry Requirements	Work Experience	What does it lead to
Supported/Inclusive Apprenticeships	A real job with training & a salary	12-24 months		Entry 3 to Level 2	EHCP	Yes	Paid employment
Pre-Apprenticeships	A programme of study aimed at exploring different industries and job roles	Approx 6-12 weeks. Dependant on the provider		Entry Level training	Up to the training provider/employer	Yes, invaluable experience	Traineeship
Technical/Vocational (BTECS)	Qualifications that teach you how to do tasks specifically related to the industry and role you want to be in	Dependent on vocational qualification	Course dependent. (Coursework, practical assessments and exams)	1+ (Entry Level to Level 8). Eg. Level 1 BTEC Certificate/Diploma or OCR City and Guilds	Course dependent. (Coursework and exams)	Course dependent	Apprenticeship, University or College, Emploment
Supported Internships	A structured study programme/ partnership based predominantly with an employer	1 year	Varies between employer and/ or college	Entry Level and upwards	EHCP	Yes	Apprenticeship, Supportive Employment
Traineeships	A structured study programme/ partnership based predominantly with an employer	6 weeks - 6 months	A formal job or exit interview with written feedback. Coursework and exams are course dependent	N/A	Have little to no work experience and qualifies below Level 3	Yes	Apprenticeship, Supportive Employment
Supported Enterprise	Setting up your own business as either a freelance service, a sole trader or a registered company	N/A	N/A	N/A	N/A	Recommended before setting up your own business	Self employment
Supported Employment	Personalised model with employer	Indefinite	On the job training and coaching	Dependent on employer	Dependent on employer	Yes	Paid employment
Volunteering	Working in the community or with a charity as a regular volunteer	Indefinite	N/A	N/A	Interview to assess interests, availability, adjustments to be made	Helps to do this in school so you can learn what is expected and what sort of role you would like to do	Could lead to paid work but not guaranteed. Could open up other opportunities.
Pre-supported Internships/Supported Work Experience	Regular placement with an employer over an extended period of time	Determined by employer and young person	N/A	N/A	EHCP/Vocational Profiling	N/A	Supported internship, college course, traineeship/supported apprenticeship

Potential Pathways for SEND students who will achieve some GCSE qualifications.

Pathway	Description	Length of Time	Assessment	Level of Study	Award UCAS Points	Entry Requirments	Work Experience	What does it lead to
Apprenticeships	A real job with training & a salary	1 year minimum	Apprenticeship dependent (includes demonstrations, presentations, course work and exams)	2/3 with possibility to progress to higher and degree apprenticeships	No	Employer dependent. Age 16+ Evidence of interest and ability to complete	Yes (paid job with at least 20% off the job training)	Higher or degree apprenticeship, University or college, Employment
A Levels	An academic qualification similar in style to GCSEs that prepares you for further study	2 years	Mostly exams at the end of the course	3	Yes	For individual schools and colleges to decide (commonly 5 GCSEs at grade 4 and above)	No	Apprenticeship, University or College, Employment
T Levels	A technical study programme similar to 3 A levels, with an industry placement which takes up 20% of the course. Designed to give you the skills that employers need	2 years	Exams, projects and practical assignments	3	Yes	Set by each school/ college	Yes (80% classroom, 20% work)	Apprenticeship, University or College, Emploment
Technical/ Vocational	Qualifications that teach you how to do tasks specifically related to the industry and role you want to be in	Course dependent	Course dependent (course work and exams)	1+	Yes	Course dependent (coursework and exams)	Course dependent	Apprenticeship, University or College, Work
Applied	Qualifications that prepare you for further study by combining academic learning with practical skills to give you a broad over-view of working in a sector	Course dependent	Course dependent (course work and exams)	3	Some. (Course and award organisation dependent)	Set by each school/ college	Course dependent	Apprenticeship, University or College, Employment
Traineeships	A work focussed study programme that prepares you for an apprenticeship or work	6 weeks - 6 months	A formal job or exit interview with written feedback. Coursework and exams are course dependent	N/A	Yes	Have little to no work experience and qualifies below level 3	Yes	Apprenticeship, Employment
Entrepreneurship	Setting up your own business as either a freelance service, a sole trader or a registered company	N/A	N/A	N/A	No	Industry dependent	Recommended before setting up your own business	Self employment
Paid Employment	Working 16 hours or more weekly with a contract in place	N/A	N/A	N/A	No	Industry dependent	Recommended before working	Employment

More information about jobs across Birmingham can be found here:

<https://bep.education/birmingham-careers-hub/lmi/>

Labour Market Information

*LMI obtained from the Office for National Statistics and Gov.uk. Last updated January 2020

National
Careers
Service

Greater Birmingham & Solihull LEP

Birmingham, Cannock Chase, Lichfield, Solihull, Tamworth & East Staffordshire



Employment

UK - 76.3%
LEP - 71.7%


16-64 year old population = 1,276,400



Unemployment

UK - 3.8%
LEP - 5.7%

Salary



UK Average - £30,414
LEP Average - £29,603

Self-Employment



10.1%

128,800 people in the region
are self-employed

Growth by job sector by 2022



Health and Social Care



Care Workers



Construction



Professional Services

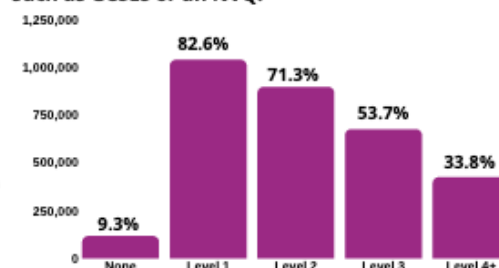


Support/Customer Services



Qualification levels

897,300 people have at least a level 2 qualification such as GCSEs or an NVQ.



Where do people work right now?

Most jobs

- Wholesale & Retail - 145,000 (15.5%)
- Health & Social Care - 123,000 (13.2%)
- Administration - 100,000 (10.7%)
- Manufacturing - 91,000 (9.8%)
- Education - 89,000 (9.5%)

Fewest jobs

- Arts & Entertainment - 17,000 (1.8%)
- Real Estate - 16,000 (1.7%)
- Water, Sewerage & Waste - 5,000 (0.5%)
- Electricity, Gas & Air - 1,000 (0.1%)
- Mining, Quarrying & Utilities - 175 (0.01%)

Did you know...

The NHS is the UK's biggest employer, and the 5th biggest employer in the world!

What are the region's biggest companies to work for?



Need careers advice? Call us on 0800 100 900, contact us online, or find us on Facebook, Twitter and The Student Room.